




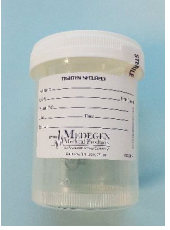






URINE TESTING ALIQUOT REQUIREMENTS

 <p>ALIQUOT TRANSFER TUBE</p> <p><u>Most Frequent Tests:</u> BK Virus, Cotinine, Microalbumin, Total Protein, Calcium, Toxicology, Catecholamine</p> <p><u>Department:</u> CH- CHEMISTRY REFERRALS</p>	 <p>URINE CONICAL WITH CAP</p> <p><u>Most Frequent Tests:</u> Urinalysis, Urinalysis W/SED, HCG</p> <p><u>Department:</u> CM- CLINICAL MICROSCOPY UA- URINALYSIS IM- IMMUNOLOGY</p>	 <p>REFERRALS WITH CAP</p> <p><u>Most Frequent Tests:</u> Metanephrines</p> <p><u>Department:</u> REFERRALS</p> <p>RL- LABCORP RM- MAYO RN- REFERENCE LABS RQ- QUEST</p>
  <p>ALIQUOT TRANSFER + URINE CONICAL WITH CAP</p> <p><u>Most Frequent Tests:</u> Protein Electrophoresis</p> <p><u>Department:</u> CH- CHEMISTRY Electro</p> <p><i>Conical aliquot tube with yellow cap MUST be ¾ full</i></p>	  <p>URINE CONICAL WITH CAP & MOTHER CUP</p> <p><u>Most Frequent Tests:</u> UAP</p> <p><u>Department:</u> Multiple</p>	 <p>LIGHT PROTECTED REFERRALS WITH CAP</p> <p><u>Most Frequent Tests:</u></p> <p><u>Department:</u> REFERRALS</p> <p>RL- LABCORP RM- MAYO RN- REFERENCE LABS RQ- QUEST</p>
 <p>MOTHER CUP</p> <p><u>Most Frequent Tests:</u> URCUL, NONGY</p> <p><u>Department:</u> Multiple</p>	 <p>GREEN TOP WITH CAP</p> <p><u>Most Frequent Tests:</u> TBUPR, AMUR, BENUR, TRAMU</p> <p><u>Department:</u> Warde (Referrals)</p>	 <p>VIRAL APTIMA</p> <p>HOLOGIC Aptima Urine Specimen Transport Tube</p> <p><u>Most Frequent Tests:</u> CT/GC, VAGPN</p> <p><u>Department:</u> MoPath</p>